

**UNIOR d.d.**  
Kovaška cesta 10  
3214 Zreče, Slovenija  
T: 03 75 78 100  
F: 03 57 62 643  
E: sales@unior.si  
I: www.uniortools.com



EN

## Modular work bench system 2017



# UNIOR MODULAR WORK BENCHES

**A new line of height-adjustable work benches and modules that adapt to user requirements and the workshop.**



*The wooden work surface can also be protected with a stainless steel worktop.*

Modular work benches are an indispensable piece of equipment in both professional and home car repair workshops. They are used as a work surface, for safely storing tools, large and small, and for temporarily setting aside tools. They are comprised of various modules that can be combined to shape various forms of work bench, which are adapted to user requirements and installation possibilities in workshops.

This spring, Unior designed a new line of work benches, which is the result of own development but also the experience of users of existing work benches. The new work benches have been modernised and offer a higher functionality facilitating work.

The old work benches did not cover all lengths, while the new work benches are available in all lengths starting at 1500 mm. From 1.5 metres onwards, the work benches can be ordered in a spacing of half a metre and working plates are available in lengths of 1500, 2000, and 2500 mm. This way, modular work benches can be adapted to the dimensions of the workshop. The new work benches are height-adjustable, which is a major advantage. The adjustable legs of the bottom elements can be set to a height ranging from 730 to 1150 mm with a 30 mm spacing step. The basic height of the fixed elements is 910 mm, while an underbase can be used to raise the element by 60, 90, or 120 mm. The lower elements can be combined with hanging elements, drawers, or cabinets with doors. An additional stainless steel worktop, which is easily removable, can be mounted on the wooden work surface.

The next novelty are the hanging elements. For lengths of 1500 mm, two supports are needed and for lengths of 2000 and 2500 mm three supports. There are additionally available modules for upgrading the perforated back, which is the basis for the hanging elements, and Elbe parapet channels, which allow the installation of all standard connections, UTP connections, sockets, radio connections, fuses, switches, etc.

The shelves are height-adjustable with a spacing of 50 mm, 250 mm deep and 1000, 1250, or 1500 long, depending on the length of the work bench. They can be installed horizontally or at an angle of 12 degrees. They have a protective lip and can be fixed with protective screws to prevent them from slipping.

At the length of 1500 mm, the shelves and the plastic box holders are installed across the full length, while at the length of 2000 and 2500 mm, two shelves are installed across the length.

The plastic box holders are hung on supports, the same as the shelves, and we can choose their height at a spacing of 50 mm. They can be hung so that the boxes stand horizontally or at an angle of 10 degrees. Lighting can be installed above the work bench and the holder is appropriate for installing a compact LED light. The drawers now have stronger slides and an increased capacity of 50 kilograms. The elements with doors offer an interchangeable door opening direction. Another novelty is the 230 mm high drawer for storing larger tools.

If the buyer orders a sufficient quantity of work benches, they can arrange the colour of the supporting elements and drawers or cabinets. This choice is already being offered for tool carriages. Unior plans to further add elements for different new compositions of modular work benches.

The installation of Unior work benches is simple and safe. The basic modules, which are available in the catalogue, already have the holes drilled by the company. You can choose your own organisation or layout and if you later decide to buy an additional element, additional holes can be drilled following the provided stencils and drilling instructions.

## New Unior modular work benches are more adaptable to user requirements.



High-quality sheet metal – tool carriages, tool boxes, work benches, tool stands, walls, cabinets, drawers, and all other equipment are made of high-quality sheet metal. It is lacquered so as to protect it against mechanical damages and, if used correctly, practically indestructible.

Innovative shape – in addition to quality and durability, Unior equipment is among the best offered in the world due to the innovative design. A comprehensive understanding of the needs of DIY and professional users is evident from the designs that ensure practical accessibility and setting aside of tools as well as a clear overview.

Overview – the excellent overview and easy accessibility offered by the Unior workshop equipment range allows us to easily maintain order and therefore consequently increases workshop productivity.



*The drawers with new slides have a capacity of 50 kilograms.*



*One of the main advantages of the new work benches are the height-adjustable legs.*



*The top elements for plastic boxes and the hanging of small tools.*



*The holder above the work bench for installing a compact LED light.*



*The shelves can be installed horizontally or at an angle of 12 degrees.*




*The wooden work surface is 40 millimetres thick and coated.*



*The doors of bottom elements can open left or right.*

## A COMPLETE SOLUTION - A COMPLETE LIFE CIRCLE



### FORGING PARTS AND SINTER

By drop forging steel and machining, we make forging parts for control mechanisms and gearboxes, supporting parts of chassis, components for drive shafts and sinter forging parts for the most renowned European and global makers of vehicles: VW, Audi, Renault, Dacia, BMW, ZF Lemförder & ZF Lenksysteme, Jtekt, GKN, Arvin Meritor, BPW, Schäffler KG, Betek and Cimos. Various certificates, tests and awards for excellence confirm the quality of forging parts made in Unior.

### SPECIAL MACHINES

Unior mechanical equipment provides comprehensive solutions, ranging from the concept stage to the finished product. Besides specific CNC machine tools for the serial working of aluminium castings or forging parts, Unior also offers flexible production cells, machines for deep hole drilling, for working ends and for working chassis parts, machines with a rotary table and special purpose machines. Unior is a supplier of machines for renowned car manufacturers such as VW, BMW, Audi, Daimler etc.



### TOURISM

Unior, which operates in the shelter of the Pohorje mountain range, surrounded by an attractive landscape, is developing two interrelated tourist centres. The Rogla climatic health resort, Olympic centre and winter sports centre is especially interesting for professional athletes and recreational athletes, while the Terme Zreče spa is ideal for those seeking health and wellbeing. Both connected health resorts with their modern capabilities are an excellent choice for family holidays, health rehabilitation and preparation for top athletes.

[www.rogla.eu](http://www.rogla.eu) | [www.term-zrece.eu](http://www.term-zrece.eu)

### HAND TOOLS

The development of Unior hand tools constantly follows the requirements of professional and amateur craftsmen all over the world. Top quality materials and original design solutions are the basis of the extreme practicality, effectiveness and long service life of more than 5,500 hand tools. The availability of tools is ensured by a multi branch distribution network. With its cold forged products, Unior is an important supplier of tools for the European industry.



## ŠTÖRE STEEL

Co-owner of the  
steelworks material:  
chrome vanadium  
rods

**MODERN  
TECHNOLOGY AND  
THE PRODUCTION  
PROCESS**

**FORGE**  
at the door – the synergy  
of departments

**QUALITY  
PRODUCTS**

**DEVELOPMENT**  
adapted to the needs  
of the professional  
user

## PARTNERSHIP

**A MODERN  
MARKETING  
APPROACH**


**A WIDE SALES  
NETWORK**

**USER AND  
EMPLOYEE  
SATISFACTION**

**ENVIRONMENTAL  
PROTECTION**

**PARTNERSHIP –  
RELIABILITY**

**THE REPUTATION  
OF THE UNIOR  
BRAND**



## Milestones of the Unior corporation

### From Styria to the world

On the outskirts of the Pohorje Mountains, the first ironworks (foundries) were established in the 18th century. They operated as larger forges, in which land and tradesmen's tools were fashioned by hand.

1919



In 1919 the Štajerska železindustrijska družba (Styrian Iron Industry Company) forging plant, with the shortened name Štajerska Zrece, was established. It produced forged hand tools for farming, forestry and various other trades.

1970



In the 1970s the plant equipped with a new development strategy also obtained a new name: Unior, tovarna kovanega orodja Zrece. The new name was formed from the words "Univerzalno Orodje" (Universal Tools), by which the company had been known for a long time.



In 1950 the plant, burned down during the war and partially renovated in the years following the war and bearing the new name of Tovarna kovanega orodja Zrece (TKO) came under state ownership. New capacities (tool shop and hand tools mechanical processing plant) comprised the basis for developing two production lines: hand tools and drop forgings.

1950



## Infinite enthusiasm gives us the strength to reach milestones


Through permanent development while realising the necessity of changes and a competitive advantage we are consistently taking on new challenges with regard to all activities of the company thus ensuring successful operations.

1975

In the mid-1970s Unior began building the Rogla climatic health resort and Olympic centre on Pohorje, and a few years later construction of the Terme Zreče spa commenced and with it, the Tourism Programme.

1997

In 1997 this successful Slovenian company with stable international partnerships was transformed into the UNIOR, d. d. joint stock company. Already at that time, the company had been operating in accordance with ISO 9001 quality standards.



By the 1980s Unior had established its name as an important partner of the European automotive industry, namely as one of the largest European producers of light forgings and as one of the largest European producers of connecting rods for petrol engines. Initial development was enabled by a contract with the Renault concern, on the basis of which a joint-venture plant for the production of forgings was built in Zreče. At the same time, Unior developed its production of homokinetic joints and machine tools, initially intended for the company's own needs.

1980

2017

Unior Joint-Stock Company is today one of the largest and most important Slovenian exporters. With its five production segments company follows the tradition of a high quality and innovation. Committed to high utilization of own capacities, Unior enhances the brand awareness through more than 2400 employees and 32 group companies around the world.

**A**

**NARROW TOOL CHESTS**

**B**

**WIDE TOOL CHESTS**

**C**

**TOOL CHEST UNDERBASES, PARTITIONS**

**D**

**BENCH TOPS AND LEGS**

**E**

**PERFORATED BACKS AND ACCESSORIES**

**F**


**UNIOR MODULES**

**G**

**SOS TOOL TRAYS**







The metal sheet thickness of all supporting parts of modular workbenches is 1 mm, which provides them stability, durability, and diversity of use.



We offer a wide range of accessories for a well-organized workplace.



The parapet channel enables us to electrify the workplace. The standard parapet channel contains 2 sockets, whereas the longer 1500 mm option offers a total of 4 sockets. The parapet channel does not have pre-installed wiring.



The spacious drawer with its 260 mm height is suitable for storing larger items and can be used for sprays storage as well.



The tools stored in the work bench drawers are safely secured with a lock and a folding key.



The LED light with a low power consumption and a high luminosity is available in different lengths. With the attached adapters it is possible to connect the lights together. The light holder can be adjusted by height and depth.



The shelf has a load capacity of 60 kg and has an adjustable two-position incline, which provides a well-arranged and more convenient storing of materials.



By height adjustable leg enables the adaptation of the workbench from a minimum height of 730 mm to a maximum of 1140 mm. The height is adjustable in steps of 30 mm.



The EUROloch perforation allows the usage of most standard accessories. A work bench upgraded with perforated plates offers a variety of layouts and can be adapted to the preferences of the individual user



The connection plate provides maximum stability, even when moving the workbench.



Reinforced rails enlarge greater stability of the drawers with a carrying capacity of 50 kg.



The multilayered 40 mm thick bench top provides high impact resistance and stability in all lengths. The protective layer prevents the absorption of oils and dirt.



Over 300 SOS inserts with tools and inserts for storing of small materials are available for the narrow drawers, as well as for the wide ones. The inserts are combinable or can be custom made upon request.

990ND6

## TOOL CHEST NARROW - 6 DRAWERS

- 6 drawers (four dimensions 374x570x70mm, one dimension 374x605x150mm and one dimension 374x605x230mm)

	A	B	H		
625622	475	650	870	59200	1K

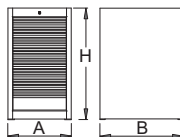


990ND8

## TOOL CHEST NARROW - 8 DRAWERS

- 8 drawers (seven dimensions 374x570x70mm, one dimension 374x605x150mm)

	A	B	H		
625623	475	650	870	63000	1K

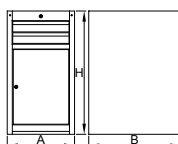


990NDD2

## TOOL CHEST NARROW - 2 DRAWERS AND DOOR

- 2 drawers dimensions 374x570x70mm
- with door



	A	B	H		
625624	475	650	870	33300	1K



990WD6

## TOOL CHEST WIDE - 6 DRAWERS

- 6 drawers (four dimensions 564x570x70mm, one dimensions 564x605x150mm and one dimension 564x605x230mm)



	A	B	H		
625620	663	650	870	70000	1K

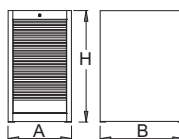


990WD8

## TOOL CHEST WIDE - 8 DRAWERS

- 8 drawers (seven dimensions 564x570x70mm, one dimension 564x605x150mm)

	A	B	H		
625621	663	650	870	74200	1K

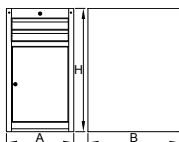


990WDD2

## TOOL CHEST WIDE - 2 DRAWERS AND DOOR

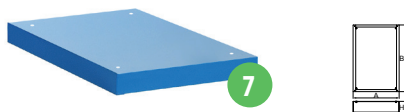
- 2 drawers dimensions 564x570x70mm
- with door

	A	B	H		
625625	663	650	870	40000	1K



990NDU


## NARROW TOOL CHEST UNDERBASE



		A	B	H		
625643	60	442	640	78	5850	1K
625743	90	442	640	108	6000	1K
625644	120	442	640	138	7400	1K

990WDU

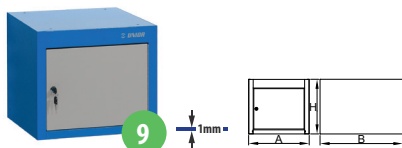
## WIDE TOOL CHEST UNDERBASE



		A	B	H		
625641	60	630	640	78	7600	1K
625742	90	630	640	108	8600	1K
625642	120	630	640	138	9600	1K

990NDH

## TOOL CABINET MOUNTED UNDER BENCH TOP

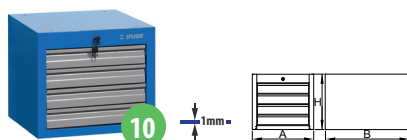


	A	B	H		
625627	475	650	430	9000	1K

990NDH4

## TOOL CHEST NARROW MOUNTED UNDER BENCH TOP - 4 DRAWERS

• 4 drawers dimensions 374x570x70mm



	A	B	H		
625626	475	650	430	32000	1K

990NDP

## PARTITIONS FOR NARROW DRAWERS



	A	B	H	
625640	370	583	60	1K

990WDP

## PARTITIONS FOR WIDE DRAWERS




	A	B	H	
625639	558	583	60	1K



990TW

## WOODEN BENCH TOP


- plywood – beech wood
- protected with environmentally friendly coating

	A	B	H		
					
<b>625630</b>	1500	750	40	37000	1K
<b>625631</b>	2000	750	40	50000	1K
<b>625632</b>	2500	750	40	60000	1K

13

990L

## LEG FOR MODULAR WORK BENCH


	A	B	H		
					
<b>625628</b>	105	650	870	9600	1K

15

990C

## CONNECTOR

- ecological lacquered with cadmium and lead free colour
- material: sheet metal

	L	A	B	H		
						
<b>625636</b>	1500	1425	80	40	3100	1K
<b>625637</b>	2000	1925	80	40	4300	1K
<b>625638</b>	2500	2425	80	40	5520	1K




17

990TWS

## STAINLESS WORKTOP

- material: stainless steel


	A	B	H	
				
<b>625633</b>	1503	753	41	1K
<b>625634</b>	2003	753	41	1K
<b>625635</b>	2503	753	41	1K

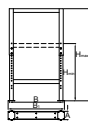
14



990LA

## ADJUSTABLE LEG FOR MODULAR WORK BENCH

	A	B	B1	H1	H2		
							
<b>625629</b>	100	650	680	690	1110	11500	1K

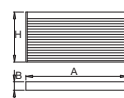



16

946CR

## CABINET WITH ROLLER SHUTTER FOR 946A IN 990

- ecological lacquered with cadmium and lead free colour
- with 30 hooks
- model CR with roller shutter and with locking system



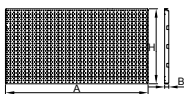
	A	B	H	
				
<b>612330</b>	1500	125	738	1K

13


990B

## PERFORATED BACK, 2 PCS SET

- ecological lacquered with cadmium and lead free colour
- material: sheet metal

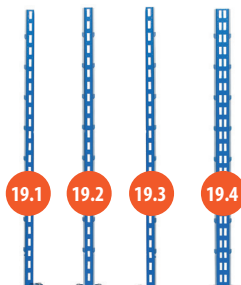


	A	B	H	
625652	952	28	1018	1K
625653	1202	28	1018	1K
625654	1436	28	1018	1K



990S...

	Art.		
625648	990SL	Left support	19.1
625650	990SM	Middle support	19.2
625649	990SR	Right support	19.3
625651	990SC	Connecting support	19.4



990SHELF

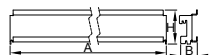
## SHELF WITH HOLDERS



		A	B	H	
625672	1000	984	250	40	1K
625673	1250	1234	250	40	1K
625674	1500	1468	250	40	1K

990HPB

## HOLDER FOR PLASTIC BOX



	A	B	H	
625660	1000	40,5	98	1K
625661	1250	40,5	98	1K
625662	1500	40,5	98	1K

14

E


PERFORATED BACKS AND ACCESSORIES

997.1

## HOOK

- for display boards, display panel and tool cabinets
- it is possible to fix the hangers in a required position
- chrome plated



	
609479	50 mm

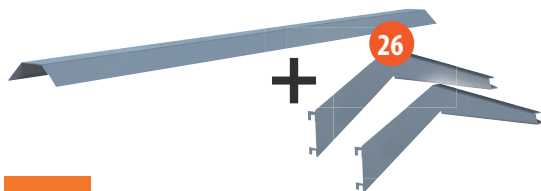
PB.990HPB

## PLASTIC BOX, 3 PCS SET



990HL



## HOLDER FOR LIGHT WITH CONSOLE



990LIGHT

## LIGHT

- with power supply cable and two light connector




	
625667	860x23x37
625671	1150x23x37







990HPC

## HOLDER WITH PARAPET CHANNEL



		
625656	998x130x55	2
625657	1248x130x55	2
625658	1498x130x55	4

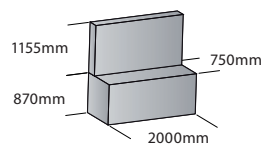

	
625748	100x160x75
625749	155x235x125
625750	210x350x150

	
625663	999x121x36,5
625664	1249x121x36,5
625665	1499x121x36,5

990MA1

## MODULAR WORK BENCH - MODUL A1

Code: 625751



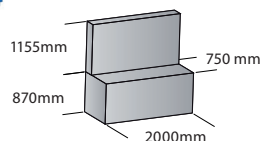
	Art.			Pcs.		No.
625652	990B	952	Perforated back, 2 pcs set	2	14	18
625663	990HL	999	Holder for light with console	2	15	26
625660	990HPB	1000	Holder for plastic box	1	14	22
625656	990HPC	998	Holder with parapet channel	2	15	24
625667	990LIGHT	900	Light	2	15	28
625622	990ND6		Tool chest narrow - 6 drawers	1	10	1
625672	990SHELF	1000	Shelf with holders	1	14	21
625648	990SL		Left support	1	14	19.1
625650	990SM		Middle support	1	14	19.2
625649	990SR		Right support	1	14	19.3
625631	990TW	2000	Wooden bench top	1	13	13
625620	990WD6		Tool chest wide - 6 drawers	1	11	4
609479	997.1	50	Hook	20	15	23
625749	PB.990HPB	155x235x125	Plastic box, 3 pcs set	2	15	25



990MB2

## MODULAR WORK STATION - MODUL B2

Code: 625752

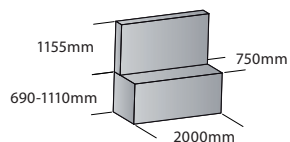



Art.	Art.		Pcs.	No.
617100	920PLUS1	Tool carriage Europlus	1	
622671	949	695x660x2030	Tool cabinet	1
625652	990B	952	Perforated back, 2 pcs set	2 14 18
625656	990HPC	998	Holder with parapet channel	2 15 24
625629	990LA		Adjustable leg for modular work bench	1 13 16
625648	990SL		Left support	1 14 19.1
625650	990SM		Middle support	1 14 19.2
625649	990SR		Right support	1 14 19.3
625631	990TW	2000	Wooden bench top	1 13 13
625620	990WD6		Tool chest wide - 6 drawers	1 11 4
609479	997.1	50	Hook	20 15 23

990MA3

## MODULAR WORK BENCH - MODUL A3

Code: 625753

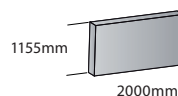




	Art.			Pcs.		No.
625652	990B	952	Perforated back, 2 pcs set	2	14	18
625637	990C	2000	Connector	1	13	17
625656	990HPC	998	Holder with parapet channel	2	15	24
625629	990LA		Adjustable leg for modular work bench	2	13	16
625648	990SL		Left support	1	14	19.1
625650	990SM		Middle support	1	14	19.2
625649	990SR		Right support	1	14	19.3
625631	990TW	2000	Wooden bench top	1	13	13
609479	997.1	50	Hook	20	15	23

990MC4

## PERFORATED BACK - MODUL C4

Code: 625754

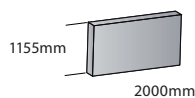






	Art.			Pcs.		No.
						
<b>625652</b>	990B	952	Perforated back, 2 pcs set	2	14	<b>18</b>
<b>625663</b>	990HL	999	Holder for light with console	2	15	<b>26</b>
<b>625660</b>	990HPB	1000	Holder for plastic box	1	14	<b>22</b>
<b>625656</b>	990HPC	998	Holder with parapet channel	2	15	<b>24</b>
<b>625667</b>	990LIGHT	900	Light	2	15	<b>28</b>
<b>625672</b>	990SHELF	1000	Shelf with holders	1	14	<b>21</b>
<b>625648</b>	990SL		Left support	1	14	<b>19.1</b>
<b>625650</b>	990SM		Middle support	1	14	<b>19.2</b>
<b>625649</b>	990SR		Right support	1	14	<b>19.3</b>
<b>609479</b>	997.1	50	Hook	20	15	<b>23</b>
<b>625749</b>	PB.990HPB	155x235x125	Plastic box, 3 pcs set	6	15	<b>25</b>

990MC5

## PERFORATED BACK - MODUL C5

Code: 625755



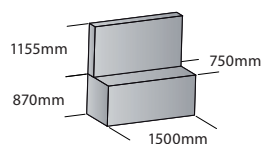
	Art.			Pcs.		No.
<b>625652</b>	990B	952	Perforated back, 2 pcs set	2	14	<b>18</b>
<b>625656</b>	990HPC	998	Holder with parapet channel	2	15	<b>24</b>
<b>625648</b>	990SL		Left support	1	14	<b>19.1</b>
<b>625650</b>	990SM		Middle support	1	14	<b>19.2</b>
<b>625649</b>	990SR		Right support	1	14	<b>19.3</b>
<b>609479</b>	997.1	50	Hook	20	15	<b>23</b>



990MA6

## MODULAR WORK BENCH - MODUL A6

Code: 625756

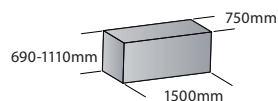



	Art.			Pcs.		No.
	625654	990B	1436	Perforated back, 2 pcs set	1	14
	625658	990HPC	1498	Holder with parapet channel	1	15
	625629	990LA		Adjustable leg for modular work bench	1	13
	625622	990ND6		Tool chest narrow - 6 drawers	1	10
	625648	990SL		Left support	1	14
	625649	990SR		Right support	1	14
	625630	990TW	1500	Wooden bench top	1	13
	609479	997.1	50	Hook	20	15

990MA7

## MODULAR WORK BENCH - MODUL A7

Code: 625757

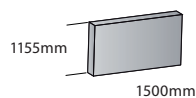



	Art.			Pcs.		No.
						
<b>625636</b>	990C	1500	Connector	1	13	<b>17</b>
<b>625629</b>	990LA		Adjustable leg for modular work bench	2	13	<b>16</b>
<b>625627</b>	990NDH		Tool cabinet mounted under bench top	1	12	<b>9</b>
<b>625626</b>	990NDH4		Tool chest narrow mounted under bench top - 4 drawers	1	12	<b>10</b>
<b>625630</b>	990TW	1500	Wooden bench top	1	13	<b>13</b>

990MC8

## PERFORATED BACK - MODUL C8

Code: 625758

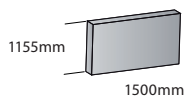



	Art.			Pcs.		No.
625654	990B	1436	Perforated back, 2 pcs set	1	14	18
625658	990HPC	1498	Holder with parapet channel	1	15	24
625648	990SL		Left support	1	14	19.1
625649	990SR		Right support	1	14	19.3
609479	997.1	50	Hook	20	15	23

990MC9

## PERFORATED BACK - MODUL C9

Code: 625759

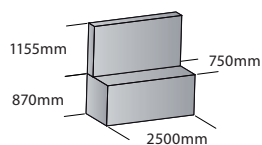



Barcode	Art.	↖		Pcs.	📄	No.
625654	990B	1436	Perforated back, 2 pcs set	1	14	18
625665	990HL	1499	Holder for light with console	1	15	26
625662	990HPB	1500	Holder for plastic box	1	14	22
625658	990HPC	1498	Holder with parapet channel	1	15	24
625671	990LIGHT	1200	Light	1	15	28
625674	990SHELF	1500	Shelf with holders	1	14	21
625648	990SL		Left support	1	14	19.1
625649	990SR		Right support	1	14	19.3
609479	997.1	50	Hook	20	15	23
625749	PB.990HPB	155x235x125	Plastic box, 3 pcs set	3	15	25

990MA10

## MODULAR WORK BENCH - MODUL A10

Code: 625760

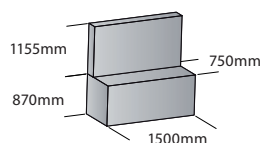



	Art.			Pcs.		No.
625653	990B	1202	Perforated back, 2 pcs set	2	14	18
625664	990HL	1249	Holder for light with console	2	15	26
625657	990HPC	1248	Holder with parapet channel	2	15	24
625667	990LIGHT	900	Light	2	15	28
625648	990SL		Left support	1	14	19.1
625650	990SM		Middle support	1	14	19.2
625649	990SR		Right support	1	14	19.3
625632	990TW	2500	Wooden bench top	1	13	13
625620	990WD6		Tool chest wide - 6 drawers	1	11	4
625621	990WD8		Tool chest wide - 8 drawers	1	11	5

990MA11

## MODULAR WORK BENCH - MODUL A11

Code: 625761




	Art.	✓		Pcs.		No.
625654	990B	1436	Perforated back, 2 pcs set	1	14	18
625665	990HL	1499	Holder for light with console	1	15	26
625662	990HPB	1500	Holder for plastic box	1	14	22
625658	990HPC	1498	Holder with parapet channel	1	15	24
625671	990LIGHT	1200	Light	1	15	28
625622	990ND6		Tool chest narrow - 6 drawers	1	10	1
625674	990SHELF	1500	Shelf with holders	1	14	21
625648	990SL		Left support	1	14	19.1
625649	990SR		Right support	1	14	19.2
625630	990TW	1500	Wooden bench top	1	13	13
625620	990WD6		Tool chest wide - 6 drawers	1	11	4
609479	997.1	50	Hook	20	15	23
625749	PB.990HPB	155x235x125	Plastic box, 3 pcs set	3	15	25



VL990ND

## SOS TOOL TRAY WITH COMPARTMENT FOR WORK BENCH NARROW TOOL CHEST

Dimensions of compartments: 2x dim. 60x70mm,  
2x dim. 75x70mm, 2x dim. 150x70mm




	B	L	H	
625619	374	205	40	1V

VL990ND1

## SOS TOOL TRAY WITH COMPARTMENT FOR WORK BENCH NARROW TOOL CHEST

Dimensions of compartments: 20x dim. 70x95mm




	B	L	H	
625589	374	570	40	1V

VL990ND3

## SOS TOOL TRAY WITH COMPARTMENT FOR WORK BENCH NARROW TOOL CHEST

Dimensions of compartments: 4x dim. 70x95mm,  
6x dim. 95x200mm



	B	L	H	
625591	374	570	40	1V




Tool tray VL990ND for narrow tool chest of modular  
work benches can be combined in the drawer with  
whole range of Unior 2/3 (374 x 364 x 30) SOS tool  
trays.

VL990ND2

## SOS TOOL TRAY WITH COMPARTMENT FOR WORK BENCH NARROW TOOL CHEST

Dimensions of compartments: 10x dim.  
150x95mm




	B	L	H	
625590	374	570	40	1V

VL990ND4

## SOS TOOL TRAY WITH COMPARTMENT FOR WORK BENCH NARROW TOOL CHEST

Dimensions of compartments: 8x dim.  
70x95mm, 20x dim. 60x60mm



	B	L	H	
625592	374	570	40	1V

VL990WD

## SOS TOOL TRAY WITH COMPARTMENT FOR WORK BENCH WIDE TOOL CHEST

Dimensions of compartments: 6x dim.  
95x70mm, 2x dim. 150x70mm




	B	L	H	
625618	562	205	40	1V

VL990WD1

## SOS TOOL TRAY WITH COMPARTMENT FOR WORK BENCH BIG TOOL CHEST

Dimensions of compartments: 30x dim.  
95x70mm



	B	L	H	
625585	562	570	40	1V

VL990WD3

## SOS TOOL TRAY WITH COMPARTMENT FOR WORK BENCH BIG TOOL CHEST

Dimensions of compartments: 10x dim.  
95x240mm



	B	L	H	
625587	562	570	40	1V



Tool tray vl990WD for wide tool chest of modular work benches can be combined in the drawer with whole range of Unior 3/3 (564 x 364 x 30) SOS tool trays.

VL990WD2

## SOS TOOL TRAY WITH COMPARTMENT FOR WORK BENCH BIG TOOL CHEST

Dimensions of compartments: 15x dim.  
95x150mm



	B	L	H	
625586	562	570	40	1V

VL990WD4

## SOS TOOL TRAY WITH COMPARTMENT FOR WORK BENCH BIG TOOL CHEST

Dimensions of compartments: 12x dim.  
95x70mm, 6x dim. 95x150mm, 2x dim. 95x240mm



	B	L	H	
625588	562	570	40	1V

946CR	Cabinet with roller shutter for 946A in 990	13
990B	Perforated back, 2 pcs set	14
990C	Connector	13
990HL	Holder for light with console	15
990HPB	Holder for plastic box	14
990HPC	Holder with parapet channel	15
990L	Leg for modular work bench	13
990LA	Adjustable leg for modular work bench	13
990LIGHT	Light	15
990MA1	Modular work bench - modul A1	16
990MA10	Modular work bench - modul A10	25
990MA11	Modular work bench - modul A11	26
990MA3	Modular work bench - modul A3	18
990MA6	Modular work bench - modul A6	21
990MA7	Modular work bench - modul A7	22
990MB2	Modular work station - modul B2	17
990MC4	Perforated back - modul C4	19
990MC5	Perforated back - modul C5	20
990MC8	Perforated back - modul C8	23
990MC9	Perforated back - modul C9	24
990ND6	Tool chest narrow - 6 drawers	10
990ND8	Tool chest narrow - 8 drawers	10
990NDD2	Tool chest narrow - 2 drawers and door	10
990NDH	Tool cabinet mounted under bench top	12
990NDH4	Tool chest narrow mounted under bench top - 4 drawers	12
990NDP	Partitions for narrow drawers	12
990NDU	Narrow tool chest underbase	12
990SC	Connecting support	14
990SL	Left support	14
990SM	Middle support	14
990SR	Right support	14
990TW	Wooden bench top	13
990TWS	Stainless worktop	13
990WD6	Tool chest wide - 6 drawers	11
990WD8	Tool chest wide - 8 drawers	11
990WDD2	Tool chest wide - 2 drawers and door	11
990WDP	Partitions for wide drawers	12
990WDU	Wide tool chest underbase	12

